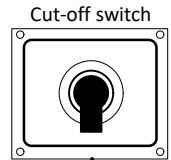
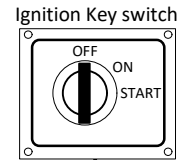
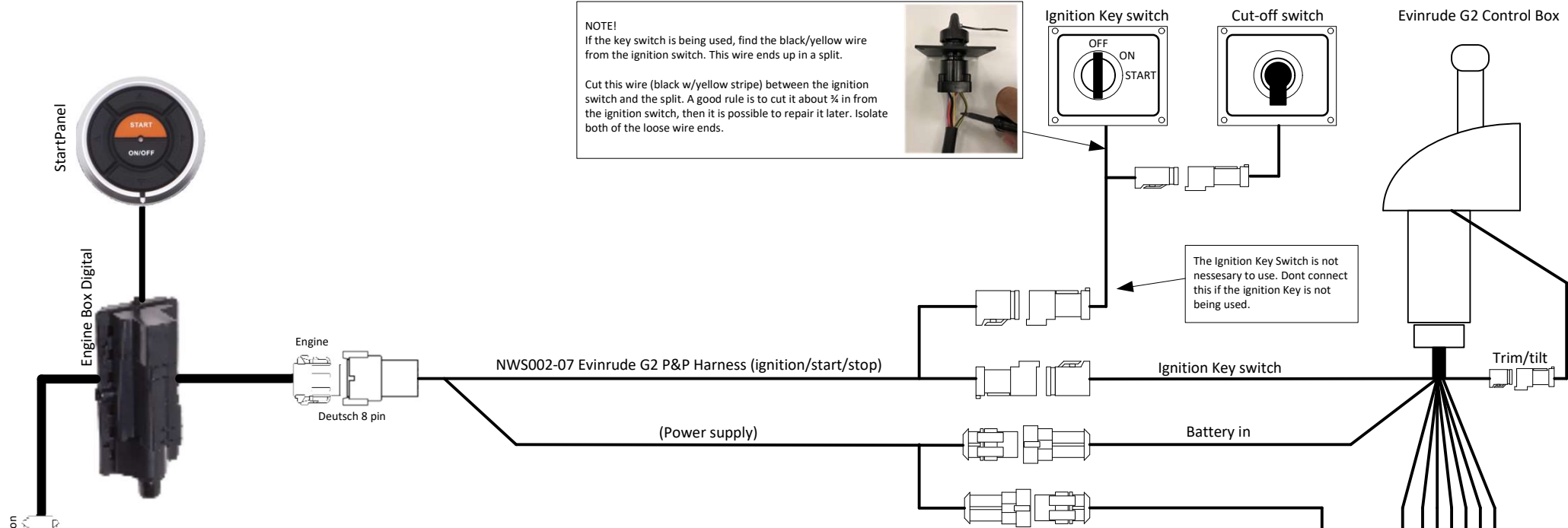


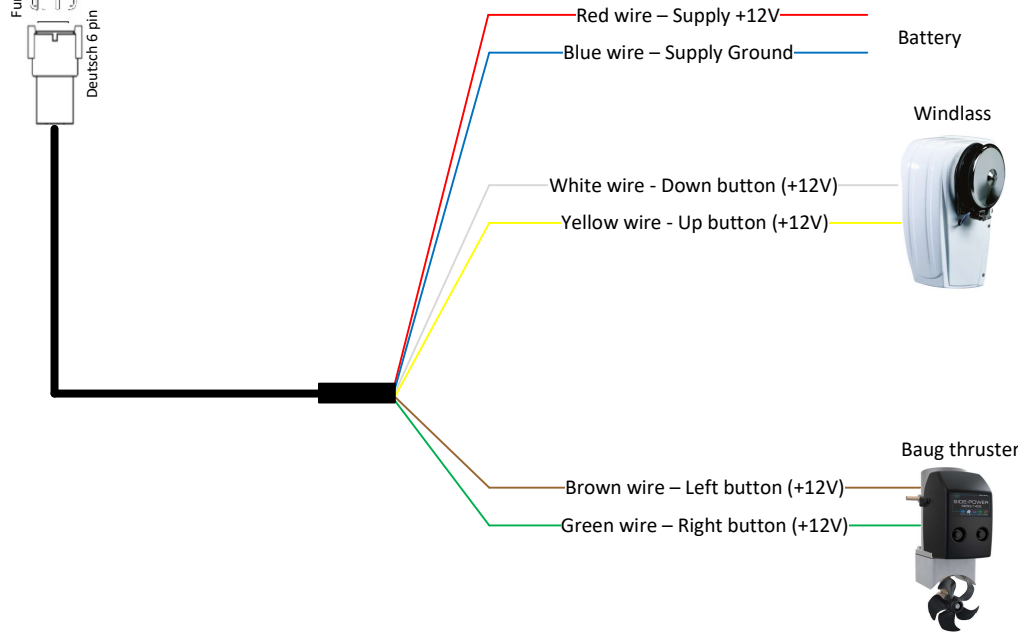
NOTE!
 If the key switch is being used, find the black/yellow wire from the ignition switch. This wire ends up in a split.
 Cut this wire (black w/yellow stripe) between the ignition switch and the split. A good rule is to cut it about 3/4 in from the ignition switch, then it is possible to repair it later. Isolate both of the loose wire ends.



Evinrude G2 Control Box



The Ignition Key Switch is not necessary to use. Dont connect this if the ignition Key is not being used.



Date	Drawn by	Scale
11-03-2020	Pål Sørensen	-
Item name		
Vexus - Evinrude G2 – Windlass – Baugthruster Installation		
Item number		Rev.
NWS021-25		A